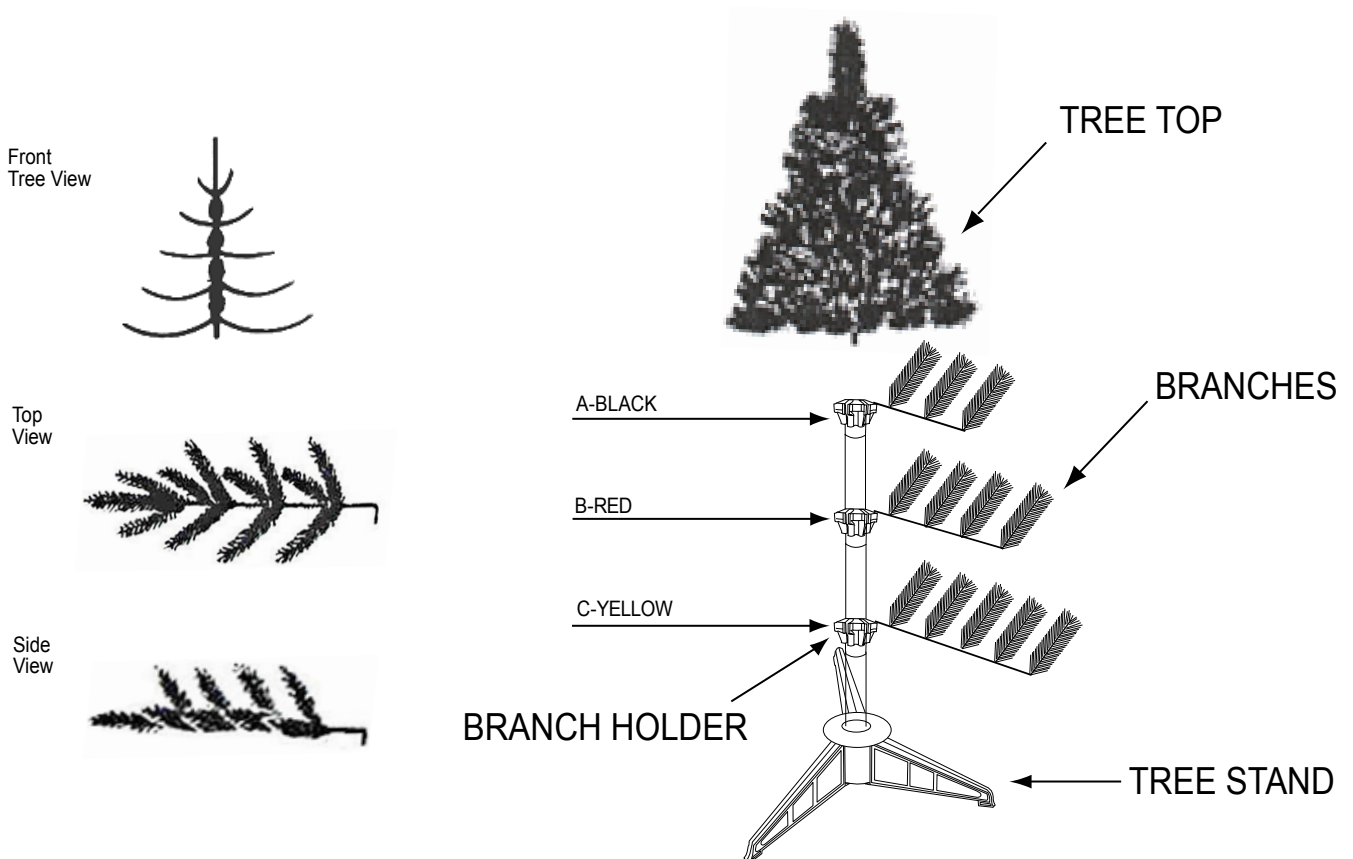


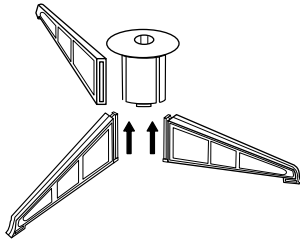
# ASSEMBLY INSTRUCTIONS

1. Remove all parts from carton. Separate branches according to color marking on the end of each branch. Assemble the tree stand and place on a level surface. (see page 2)
2. Place the top pole section in the stand. Insert the tree top in this pole and shape by carefully curving each tip upward for a more natural look. Remove this pole section and place the bottom pole section into the stand and join the top pole section with the bottom pole section. Make sure the pole is firmly inserted into the stand.
3. Begin to shape the branches working from the bottom to the top. This can be done on or off the tree. Shape by fanning out the tips. One to the right, one to the left, then one in the center (as shown). Tips at the center should be alternately placed so that they do not line up one behind the other. Each set of branches should have a slightly upward curve when viewed from the side.
4. As each branch is shaped, place the color coded branch securely into the appropriate holder in the pole.
5. Step back and take an overall look at the tree and make any adjustments to fill in empty areas. Slightly upsweep all tips for a natural look. Your tree is now ready to decorate and enjoy.



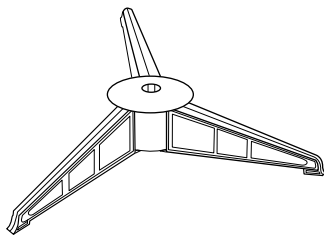
## STAND ASSEMBLY INSTRUCTIONS

①



LAY THE STAND IN A FLAT AREA. THEN SLIDE THE LEGS UPWARD INTO THE SLOTS OF THE BASE. TAP LIGHTLY WITH HAMMER UNTIL FIRMLY FIXED.

②



## STORAGE INSTRUCTIONS

1. Unplug extension cord from the wall outlet and remove all ornaments and decorations.
2. Unplug each section of extension cord, keeping each stack of lights connected together.
3. Gently lift of the top and middle sections, and remove the bottom section from the tree stand.
4. Carefully replace the tree in its box and tape it shut. DO NOT STORE TREE IN A DAMP AREA OR IN AN AREA WHERE THE TEMPERATURE EXCEEDS 100 DEGREES FAHRENHEIT.

## CUSTOMER SERVICE FOR CHRISTMAS TREES

For any questions, comments, problems or missing part, Do Not Return to place of purchase. Please Contact Us at 1-800-530-2191 between the hours of 8am and 5pm Eastern Time Monday-Friday or visit our website at [www.polygroup.com](http://www.polygroup.com). One of our customer service representatives will be happy to assist you.